



**POWER OF SIMPLICITY**

**Auto Create Customer Ledger  
From GSTin Portal**

# Tally9 Services

Address : Up Stair Door No: 16-399-8-6-2 Ghouse Nagar – A.P State -516001  
Website : [www.tally9services.com](http://www.tally9services.com)  
Contact : +91 8341772407  
Email : [tally9services@gmail.com](mailto:tally9services@gmail.com)

## Note:

### Important!

As a Best Practice it is Advisable to Take Back Up of Your Company Data Before installing the Add-on

## Setup Guide

1. Shut down and Restart Tally ERP & Tally Prime and open your company.
2. Activate the Add-on

## For Tally ERP and Tally Prime

Go to **Gateway of Tally > F1 > TDL & Add-on > F6:Add-on Features**

Set “Yes” to the options

### Image-1

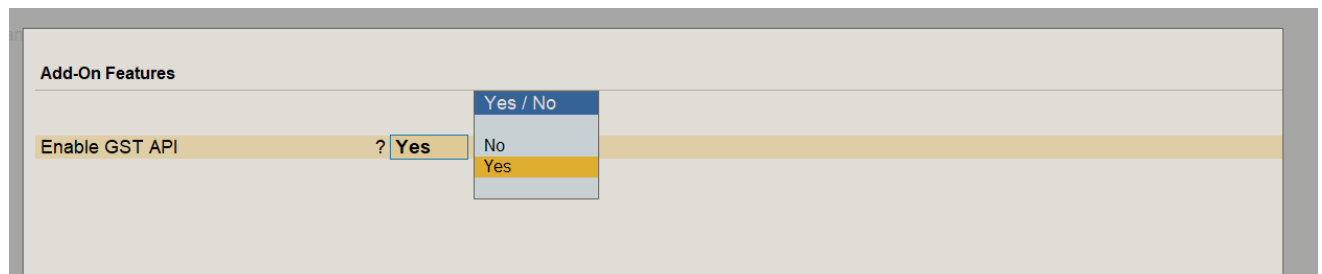


Image-2

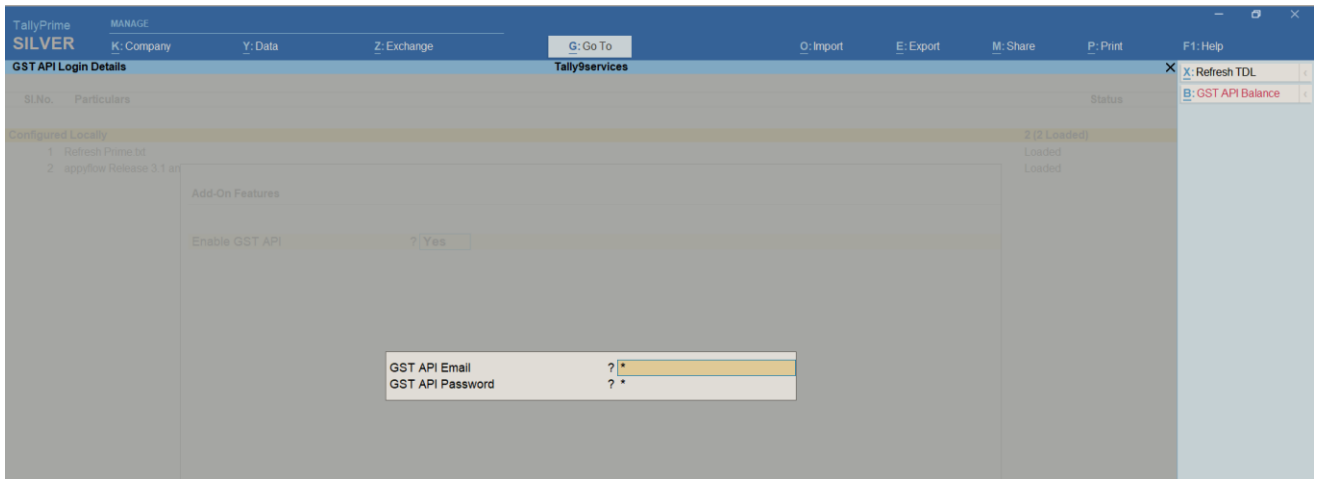
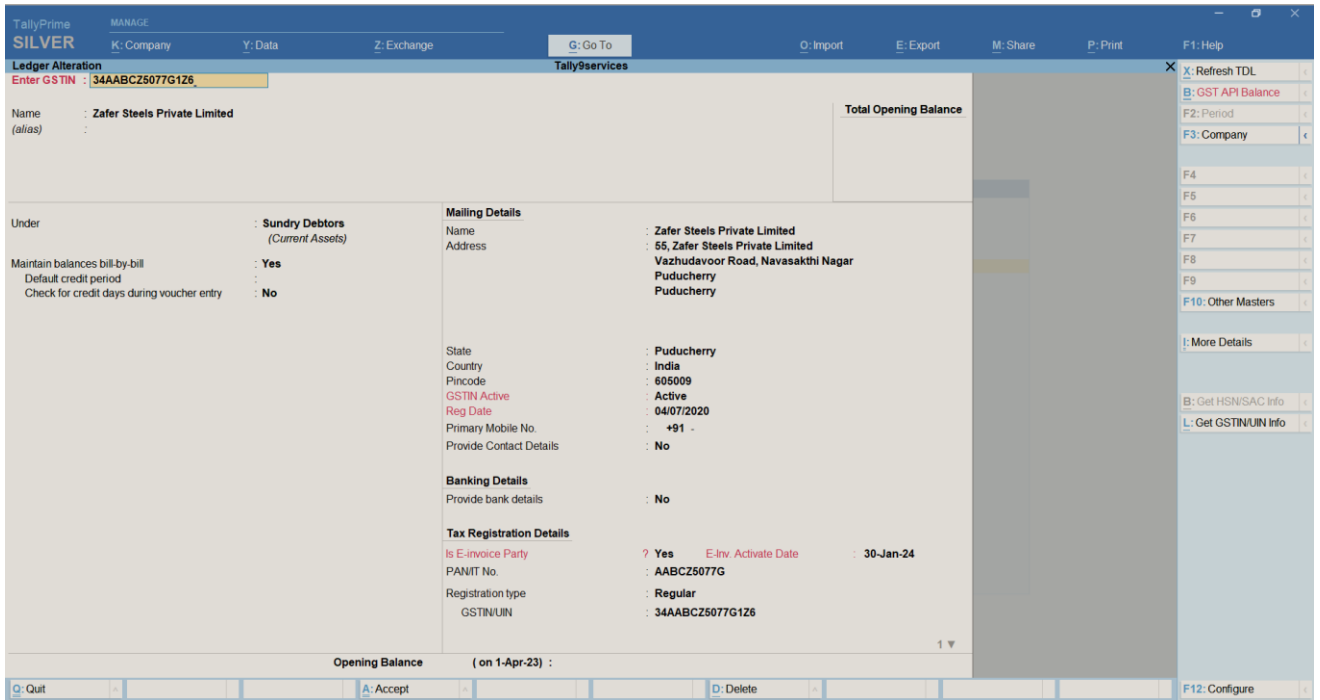
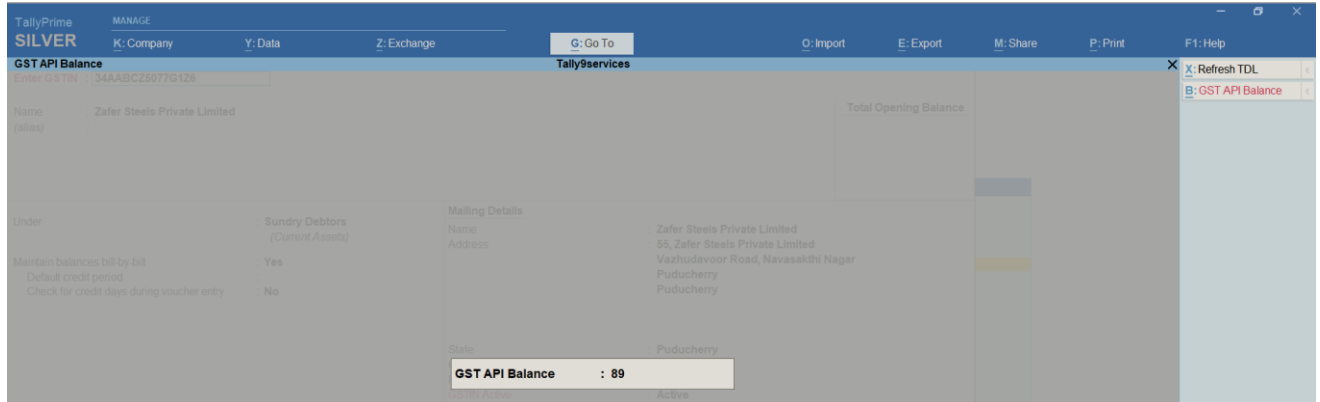


Image-3



**Image-4**



## FAQ

### **Which version/release of TallyPrime does the add-on support?**

This add-on will work only from TallyPrime Release 1.0 above

### **How will I get support for this add-on?**

For any Functional support Requirements Please do write to us on [www.tally9services.com](http://www.tally9services.com) or call us at +91 83417 72407. Alternatively, you can send a support query to [support@tally9services.com](mailto:support@tally9services.com)

### **If I need some enhancements / changes to be incorporated for the add-on, whom should I contact?**

Please to write to us on [tally9services@gmail.com](mailto:tally9services@gmail.com) with your additional requirements and we will revert to you in 24 business hours.